

SEYCHELLES



Source: <http://geography.about.com/library/maps>

I. COUNTRY PROFILE

GENERAL INFORMATION

Number of fishers	Total (2000)	2,000(includes aquaculture) ¹
	Marine	
Secondary sector employment		3,600 ¹
Water area (sq km)		1.3 million ¹
Coast line (continental shelf coastline in km)		600 ¹
EEZ (sq. km)		1,291,148 ²
Continental Shelf (sq. km)		50,000 ¹
Percentage of population within 100 km of coastline		100 ³
Contribution of fishery to GDP		20% ⁷
Per caput supply of fish- kg/ yr (2002)		57.6 ¹
Fish in total protein (%)		23 ³
Marine Protected Areas (MPA)		11 ⁴
Area under MPA (sq. km)		765 ⁴
Main areas fished		<ol style="list-style-type: none"> 1. African Inland Waters¹ 2. Western Indian Ocean¹ 3. Eastern Indian Ocean¹ 4. Southwest Atlantic¹ 5. Southeast Atlantic¹ 6. Eastern Central Atlantic¹
Fish biodiversity	Fresh water Species	19 ⁵
	Marine Species	1174 ⁵
Fish species listed as commercially important		9 ⁵
Total Production (in Metric Tonnes =MT) (2003)		86,146 ⁶
Total Marine Capture Production (in MT) (2003)		85,785 ⁶
Total fresh-water capture production (in MT) (2003)		-
Fish Exports Quantity (in MT) (2003)		47,582 ⁶
Fish Exports Value (thousand US\$) (2003)		210,869 ⁶
Fish Imports Quantity (in MT) (2003)		87,053 ⁶
Fish Imports Value (thousand US\$) (2003)		67,459 ⁶

Source: Compiled by ICSF from various sources

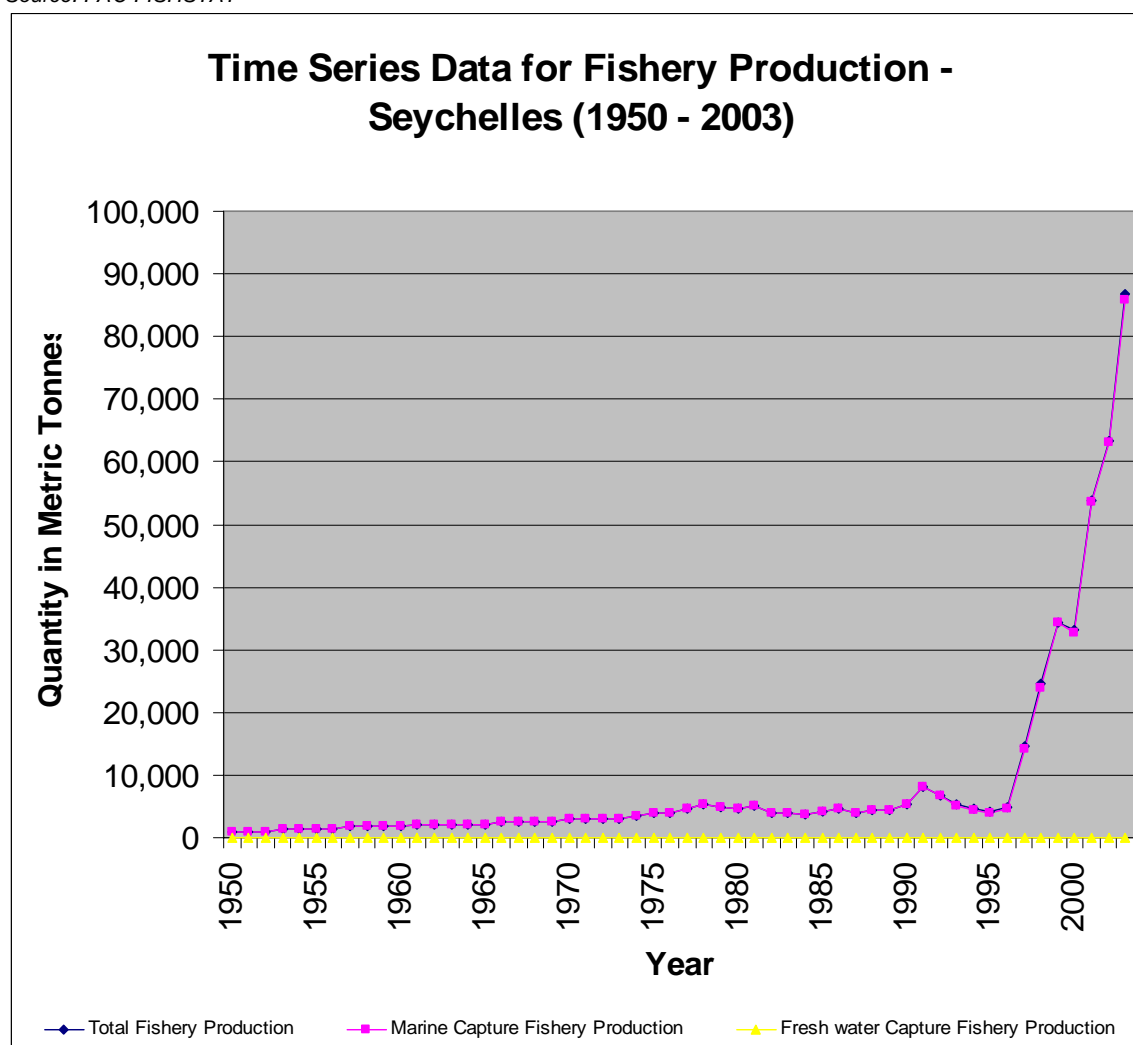
1- Food and Agriculture Organisation of the United Nations; 2 – value derived by subtracting the figure for territorial sea got from www.earthtrends.wri.org from the EEZ value given by www.seaaroundus.org; 3 - WRI – World Resources Institute; 4 - www.mpaglobal.org; 5 – www.fishbase.org ; 6 – FAO FISHSTAT; 7- SADC – Southern African Development Community

II. FISH PRODUCTION

A. TOP SPECIES IN TOTAL PRODUCTION (2003)

<i>Species</i>	<i>Scientific Name</i>	<i>in MT</i>	<i>% in total production</i>
Skipjack tuna	<i>Katsuwonus pelamis</i>	36,802	42
Yellowfin tuna	<i>Thunnus albacares</i>	34,734	40
Bigeye tuna	<i>Thunnus obesus</i>	7,088	8.2
Swordfish	<i>Xiphias gladius</i>	1,415	1.6
Albacore		1,329	1.5
Carangids nei		1,293	1.5
Giant tiger prawn		1,084	1.2
Snappers, jobfishes nei		607	0.7
Snappers nei		444	0.5
Spinefeet(=Rabbitfishes) nei		255	<0.1
Total Production for the year 2003			86,146

Source: FAO FISHSTAT

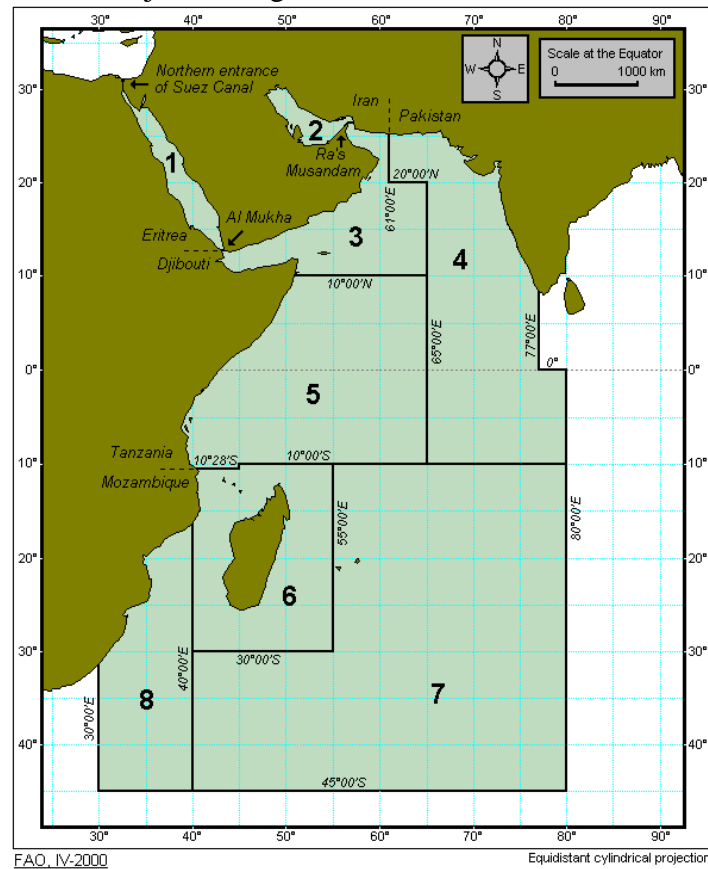


B. TOP 10 SPECIES IN MARINE CAPTURE FISHERY PRODUCTION FROM WESTERN INDIAN OCEAN, FAO AREA 51 (2003)

<i>Species</i>	<i>Scientific Name</i>	<i>in MT</i>	<i>% in total marine capture production</i>
Skipjack Tuna	<i>Katsuwonus pelamis</i>	36,802	43
Yellowfin Tuna	<i>Thunnus albacares</i>	34,634	40
Bigeye Tuna	<i>Thunnus obesus</i>	6,757	7.8
Carangids nei		1,293	1.5
Swordfish	<i>Xiphias gladius</i>	1,270	1.4
Albacore		1,263	1.4
Snappers, jobfishes nei		607	0.7
Snappers nei		444	0.5
Spinefeet(=Rabbitfishes) nei		255	0.2
Emperors(=Scavengers) nei		234	0.2
Total Marine Capture Fishery Production for the year 2003			85,785

Source: FAO FISHSTAT

FAO Major Fishing Area 51, Western Indian Ocean



<http://www.fao.org/figis/servlet/static?dom=area&xml=Area51.xml>

C. GEAR-WISE TOP 10 LANDINGS FROM WESTERN INDIAN OCEAN (2003)

<i>Gear Type</i>	<i>in MT</i>
Hooks or gorges	4,594
Troll lines	3,901
Purse seines	3,793
Handlines	605
Gillnets	224
Bottom trawls	220
Traps	91
Driftnets	85
Seine nets	68
Cast nets	66

Source: www.seaaroundus.org

D. TUNA PRODUCTION (2004)

<i>Species</i>	<i>Scientific name</i>	<i>in MT</i>	<i>% in total tuna production</i>
Yellowfin Tuna (YFT)	<i>Thunnus albacare</i>	49,854	55
Skipjack Tuna (SKJ)	<i>Katsuwonus pelamis</i>	29,960	33
Bigeye Tuna (BET)	<i>Thunnus obesus</i>	7,236	8
Sword fish (SWO)	<i>Xiphias gladius</i>	1,113	1.2
Albacore Tuna (ALB)	<i>Thunnus alalunga</i>	939	1
Sharks various nei (SKH)		203	0.2
Bill Fishes (BILL)		179	0.2
Frigate and Bullet Tuna (FRZ)	<i>Auxis thazard thazard</i>	94	0.1
Kawakawa (KAW)	<i>Euthynnus affinis</i>	78	<0.1
Non targeted, associated and dependent species (NTAD)		42	<0.1
Tunas nei (TUN)		13	<0.1
Wahoo (WAH)	<i>Acanthocybium solandri</i>	5	<0.1
Indo Pacific Sailfish (SFA)	<i>Istiophorus platypterus</i>	3	<0.1
Tuna-like fishes nei (TUX)		3	<0.1
Total			89,723

Source: www.iotc.org

E. TOP 10 SPECIES IN FRESHWATER CAPTURE FISHERY PRODUCTION (2003)

– NOT AVAILABLE

F. AQUACULTURE PRODUCTION**F (i) Environment: Freshwater (2003)**

<i>Species</i>	<i>in MT</i>
Giant Tiger Prawn	1,084

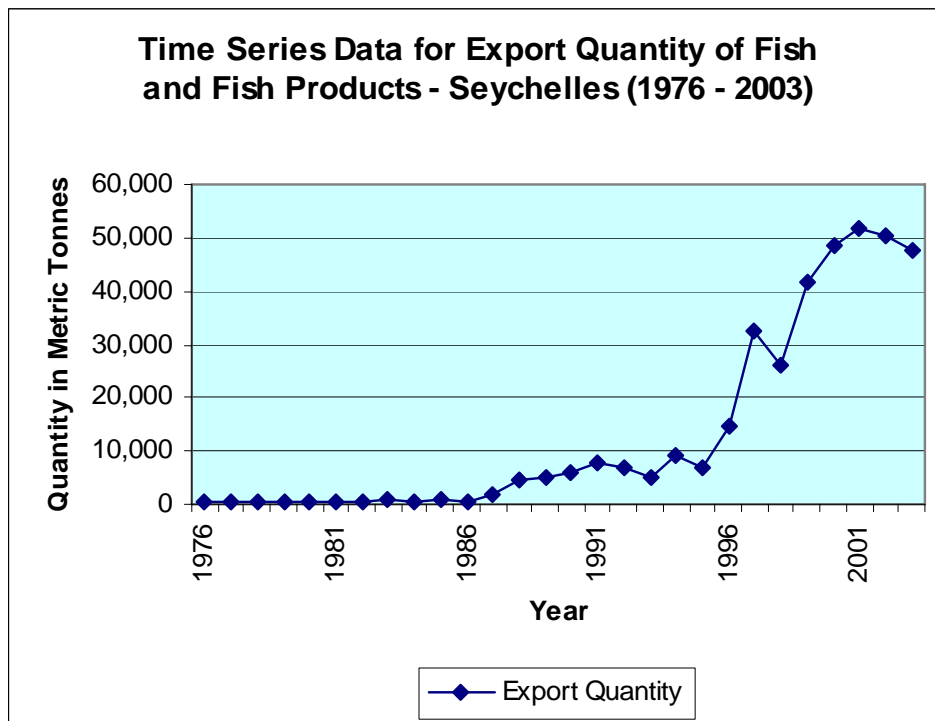
Source: FAO FISHSTAT

III. EXPORT OF FISH AND FISH PRODUCTS

A EXPORTS BY QUANTITY (2003)

<i>Fish and Fish Products</i>	<i>in M1 % in total export by quantity</i>	
Tunas nei, canned	37,317	78
Oily fish meal, nei	8,661	18
Shrimps and prawns, whole, cooked, frozen	876	1.8
Marine fish, fresh or chilled, nei	642	1.3
Marine fish, frozen, nei	45	<0.1
Crustaceans, fresh, chilled or boiled in water, nei	25	<0.1
Fish nei, smoked	9	<0.1
Shark fins, dried, unsalted	7	<0.1
Fish Exports Quantity for the year 2003		47,582

Source: FAO FISHSTAT

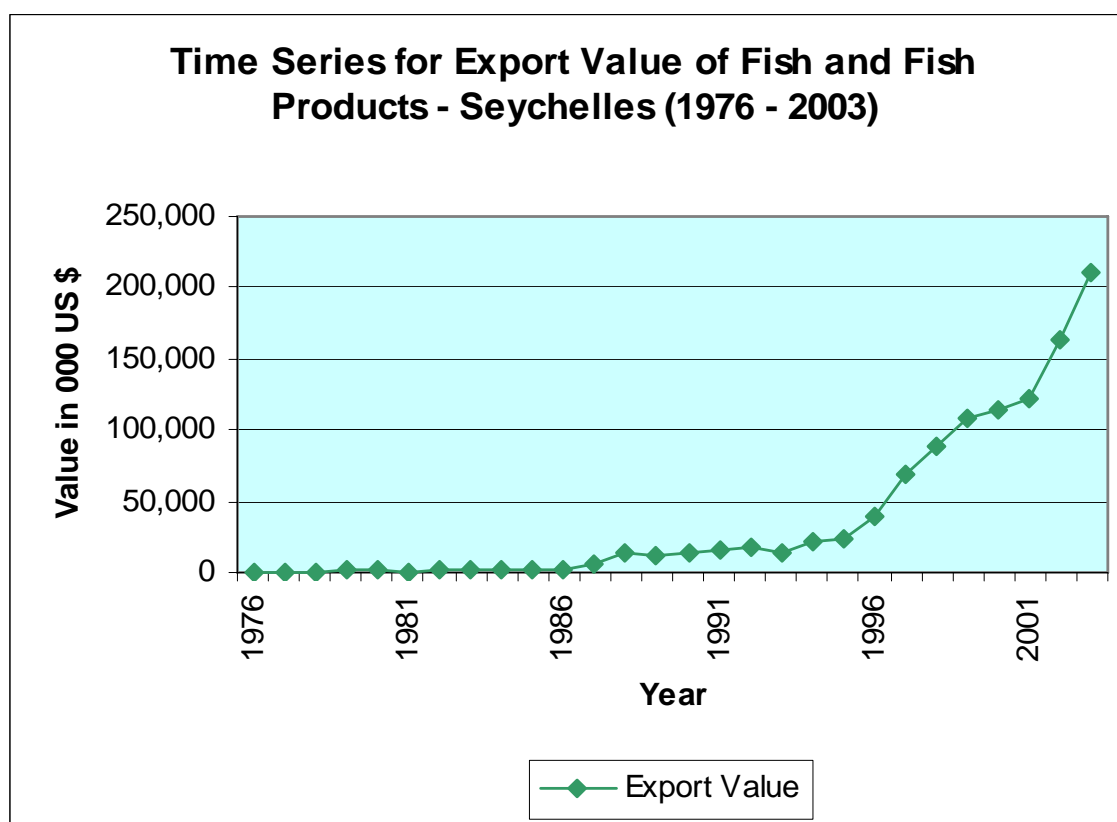


B EXPORTS BY VALUE (2003)

Fish and Fish Products

	<i>in M7</i>	<i>% in total export by value</i>
Tunas nei, canned	194,749	92
Shrimps and prawns, whole, cooked, frozen	7,412	3.5
Marine fish, fresh or chilled, nei	5,080	2.4
Oily fish meal, nei	3,139	1.4
Crustaceans, fresh, chilled or boiled in water, nei	231	0.1
Shark fins, dried, unsalted	126	<0.1
Marine fish, frozen, nei	111	<0.1
Fish nei, smoked	20	<0.1
Salmonoids, fresh or chilled, nei	1	<0.1
Fish Exports Value (thousand US\$) (2003)		210,869

Source: FAO FISHSTAT



IV . LEGISLATION

A. FISHERIES LEGISLATION

1. **Council Regulation (EC) No. 115/2006 on the conclusion of the Protocol setting out, for the period from 18 January 2005 to 17 January 2011, the fishing opportunities and the financial contribution provided for by the Agreement between the European Economic Community and the Republic of Seychelles on fishing off Seychelles.**
Date of text: 23 January 2006.
2. **Council Decision 2005/937/EC on the conclusion of the Agreement in the form of an Exchange of Letters on the provisional application of the Protocol setting out, for the period from 18 January 2005 to 17 January 2011, the fishing opportunities and the financial contribution provided for by the Agreement between the European Economic Community and the Republic of Seychelles on fishing off Seychelles.**
Date of text: 8 December 2005.
3. **Agricultural and Fisheries (Incentives) Act, 2005 (No. 3 of 2005).**
Date of text: 31 March 2005.
4. **Agreement in the form of an exchange of letters on the provisional application of the Protocol setting out, for the period from 18 January 2005 to 17 January 2011, the fishing opportunities and the financial contribution provided for by the agreement between the European Economic Community and the Republic of Seychelles on fishing off Seychelles.**
Date of text: 2005.
5. **Protocol setting out, for the period from 18 January 2005 to 17 January 2011, the fishing opportunities and the financial contribution provided for by the agreement between the European Economic Community and the Republic of Seychelles on fishing off Seychelles.**
Date of text: 23 September 2004.
6. **Protocol defining, for the period 18 January 2002 to 17 January 2005, the fishing possibilities and the financial contribution provided for by the Agreement between the European Economic Community and the Republic of Seychelles on fishing off Seychelles.**
Date of text: 19 June 2002.
7. **Agreement between the Government of the United Republic of Tanzania and the Government of the Republic of Seychelles on the delimitation of the maritime boundary of the Exclusive Economic Zone and Continental Shelf.**
Date of text: 23 January 2002.
8. **Protocol on Fisheries of the Southern African Development Community (SADC).**
Date of text: 14 August 2001.
9. **Fisheries (Amendment) Act, 2001 (Act No. 2 of 2001).**
Date of text: 22 March 2001.
10. **Agreement in the form of an Exchange of Letters concerning the provisional application of the Protocol, defining, for the period 18 January 1999 to 17 January 2002, the fishing opportunities and the financial contribution provided for by the Agreement between the European Economic Community and the Republic of Seychelles on fishing off Seychelles.**
Date of text: 10 May 1999.
11. **Protocol defining for the period 18 January 1999 to 17 January 2002 the fishing opportunities and the financial contribution provided for by the agreement between the European Economic Community and the Republic of Seychelles on fishing off**

Seychelles.

Date of text: 17 January 1999.

12. **Amendment to the Fisheries Regulations 1987.**
Date of text: 1998.
13. **Council Regulation (EEC) No. 2407/96 of 12 December 1996 on the conclusion of the Protocol defining, for the period from 18 January 1996 to 17 January 1999, the fishing opportunities and financial contribution provided for by the Agreement between the European Economic Community and the Republic of Seychelles on fishing off Seychelles.**
Date of text: 12 December 1996.
14. **Agreement between the European Economic Community and the Republic of Seychelles on fishing off Seychelles.**
Date of text: 15 June 1987.
15. **Licences (Fisheries) Regulations 1987 (S.I. No. 21 of 1987).**
Date of text: 31 March 1987.
16. **Fisheries Regulations 1987 (S.I. No. 35 of 1987).**
Date of text: 27 March 1987.
17. **Fisheries Act 1986 (Act No. 5 of 1986).**
Date of text: 27 August 1986.
18. **Licences Act 1986 (Act No. 3 of 1986).**
Date of text: 27 August 1986.
19. **Seychelles Fishing Authority (Establishment) Act 1984 (No. 10 of 1984).**
Date of text: 28 August 1984.
20. **Acuerdo entre el Gobierno de España y el Gobierno de la República de las Seychelles sobre pesca marítima, hecho en Victoria, Seychelles, el 1 de junio de 1984 (traducción oficial del texto francés).**
Date of text: 1 June 1984.
21. **Port Launay Marine National Park Regulations 1981 (S.I. 9 of 1981).**
Date of text: 27 January 1981.
22. **Conservation of Marine Shells Act, 1981.**
Date of text: 1981.
23. **Control of Foreign Fishing Vessels Decree 1979.**
Date of text: 1979.
24. **Foreign Fishing Vessels (Radio Calls) Regulations, 1979.**
Date of text: 1979.
25. **Foreign Fishing Vessels Regulations 1979**
Date of text: 1979.
26. **St. Anne Marine National Park Regulations (S.I. No. 58 of 1973)**
Date of consolidation/reprint: 1 May 1974. Date of original text: 10 July 1973.
27. **Fisheries (Spear-guns) Regulations, 1972**
Date of text: 1972.

B. MARITIME LEGISLATION

1. **Agreement between the Government of the United Republic of Tanzania and the Government of the Republic of Seychelles on the delimitation of the maritime boundary of the Exclusive Economic Zone and Continental Shelf.**
Date of text: 23 January 2002.
2. **Convention entre le Gouvernement de la République française et le Gouvernement de la République des Seychelles relative à la délimitation de la frontière maritime de la zone économique exclusive et du plateau continental de la France et des Seychelles, signée à Victoria le 19 février 2001.**
Date of text: 19 February 2001.
3. **Treaty between the Government of the French Republic and the Government of the Republic of Seychelles concerning the Delimitation of the Maritime Boundary of the Exclusive Economic Zone and the Continental Shelf of France and Seychelles.**
Date of text: 19 February 2001.
4. **Seychelles Maritime Zones Act, 1999 (Act No. 2 of 1999).**
Date of text: 25 1999.
5. **Environment Protection Act 1994 (Act No. 9 of 1994).**
Date of text: 28 September 1994.
6. **Exclusive Economic Zone Order (No.2), 1978 (S.I. No. 125 of 1978).**
Date of text: 7 December 1978.
7. **Maritime Zones Act 1977 (Act No. 15 of 1977).**
Date of text: 20 May 1977.
8. **Dumping at Sea Act 1974 (Overseas Territories) Order 1975 (S.I. No. 36 of 1976).**
Date of text: 12 November 1975.

C. ENVIRONMENTAL LEGISLATION

1. **National Emergency Foundation Notice, 2005 (S.I. 20 of 2005)**
Date of text: 15 April 2005
2. **African Convention on the Conservation of Nature and Natural Resources (Revised version)**
Date of text: 11 July 2003.
3. **Environment Protection Act 1994 (Act No. 9 of 1994)**
Date of text: 28 September 1994

Source: <http://faolex.fao.org>

