

KENYA



Source: <http://geography.about.com/library/maps>

I. COUNTRY PROFILE

GENERAL INFORMATION

Number of fishers	Total (late 1990s)	35,000 – 40,000 ¹
	Marine	
Secondary sector employment		140,000 -150,000 ¹
Water area (sq km)		10,500- 11,500 ¹
Coast line (km)		640 ¹
EEZ (sq. km)		104,560 ²
Continental Shelf (to 200m in sq. km)		6,500 ¹
Percentage of population within 100 km of the coastline		8 ³
Contribution of fishery to GDP (2004)		2% ¹
Per Caput Supply of fish – kg / yr (2002)		5.6 ¹
Fish in total protein (%) (2000)		3 ³
Marine Protected Areas (MPA)		14 ⁴
Area under MPA (sq km)		5,287 ⁴
Main areas fished		1. African Inland Waters ¹
Fish biodiversity	Fresh water Species	351 ⁵
	Marine Species	723 ⁵
Fish species listed as commercially important		10 ⁵
Total Production (in Metric Tonnes =MT) (2003)		120,507 ⁶
Total Marine Capture Production (in MT) (2003)		6,832 ⁶
Total fresh-water capture production (in MT) (2003)		112,663 ⁶
Fish Exports Quantity (in MT) (2003)		19,707 ⁶
Fish Exports Value (thousand US\$) (2003)		57,323 ⁶
Fish Imports Quantity (in MT) (2003)		7,597 ⁶
Fish Imports Value (thousand US\$) (2003)		2,769 ⁶

Source: Compiled by ICSF from various sources -

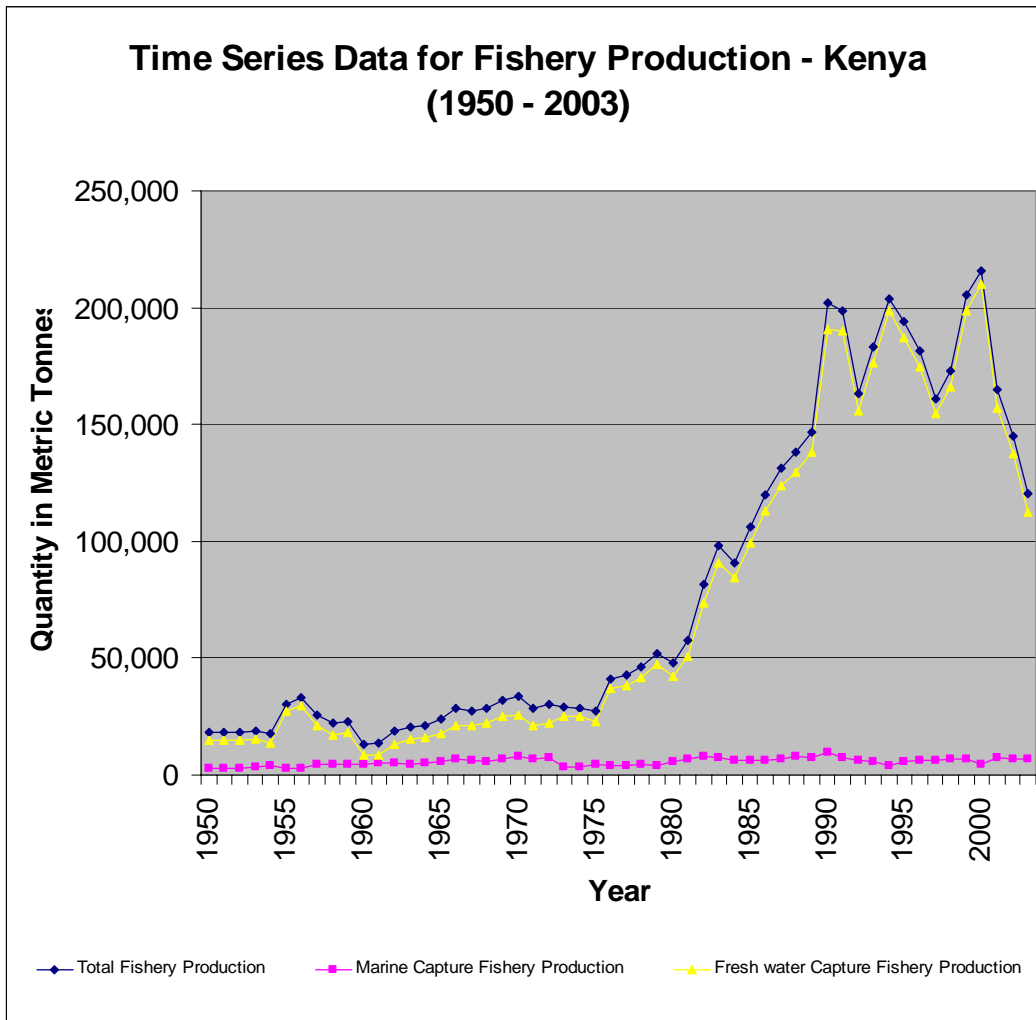
1- Food and Agriculture Organisation of the United Nations; 2 – value derived by subtracting the figure for territorial sea got from www.earthtrends.wri.org from the EEZ value given by www.seaaroundus.org; 3 - WRI – World Resources Institute; 4 - www.mpaglobal.org; 5 – www.fishbase.org; 6 – FAO FISHSTAT

II. FISH PRODUCTION

A. TOP 10 SPECIES IN TOTAL PRODUCTION (2003)

Species	Scientific Name	In MT	% in total production
Nile perch	<u>Lates niloticus</u>	54,700	45
Silver cyprinid	<u>Rastrieobola argentea</u>	31,659	26
	<u>Oreochromis niloticus</u>		
Nile tilapia	<u>niloticus</u>	16,582	14
Tilapias nei		4,478	3
Freshwater fishes nei		1,800	1.5
Torpedo-shaped catfishes nei		1,525	1.3
Marine fishes nei		1,418	1.2
Demersal percomorphs nei		1,099	<1
Mouthbrooding cichlids		1,020	<1
African lungfishes		867	<1
Total Production for the year 2003		120,507	

Source: FAO FISHSTAT

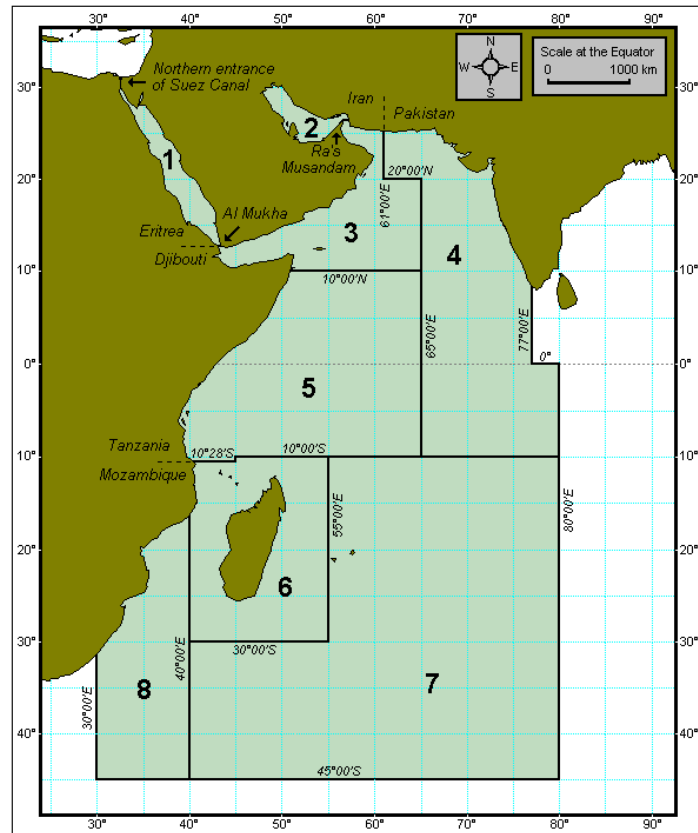


B. TOP 10 SPECIES IN MARINE CAPTURE FISHERY PRODUCTION FROM WESTERN INDIAN OCEAN, FAO AREA 51

(2003)

Species	Scientific Name	In MT	% in total marine capture production
Marine fishes nei		1,418	21
Demersal percomorphs nei		1,099	16
Pelagic percomorphs nei		793	11
Emperors(=Scavengers) nei		421	1
Natantian decapods nei		383	<1
Spinefeet(=Rabbitfishes) nei		382	<1
Skipjack tuna	<i>Katsuwonus pelamis</i>	267	<1
	<i>Scomberomorus commerson</i>	215	<1
Narrow-barred Spanish mackerel		214	<1
Octopuses, etc. nei		208	<1
Sharks, rays, skates, etc. nei		6,832	<1
Total Marine Capture Fishery Production for the year 2003			

Source: FAO FISHSTAT



FAO, IV-2000

Equidistant cylindrical projection

Source: <http://www.fao.org/figis/servlet/static?dom=area&xml=Area51.xml>

C. GEAR-WISE TOP 10 LANDINGS FROM WESTERN INDIAN OCEAN (2003)

<i>Gear Type</i>	<i>in MT</i>
Hooks or gorges	283
Troll Lines	220
Purse Seines	219
Bottom trawl	139
Mid-water trawls	38
Traps	15
Handlines	9
Gillnets	2
Set lines	1

Source: www.seaaroundus.org

D. TUNA PRODUCTION (2004)

<i>Species</i>	<i>Scientific name</i>	<i>in MT</i>	<i>% in total tuna production</i>
Narrow-barred Spanish Mackerel (COM)	<u>Scomberomorus commerson</u>	919	48
Seer Fish nei (KGX)		220	11
Tunas nei (TUN)		206	10
Sharks various nei (SKH)		166	<1
Indo Pacific Sailfish (SFA)	<u>Istiophorus platypterus</u>	201	<1
Yellowfin Tuna (YFT)	<u>Thunnus albacares</u>	80	<1
Tuna-like fishes nei (TUX)		45	<1
Black Marlin (BLM)	<u>Makaira indica</u>	18	<1
Wahoo (WAH)	<u>Acanthocybium solandri</u>	15	<1
Striped Marlin (MLS)	<u>Tetrapturus audax</u>	13	<1
Atlantic Blue Marlin (BUM)	<u>Makaira nigricans</u>	5	<1
Sword fish (SWO)	<u>Xiphias gladius</u>	4	<1
Total		1,892	

Source: www.iotc.org

E. TOP 10 SPECIES IN FRESHWATER CAPTURE FISHERY PRODUCTION (2003)

<i>Species</i>	<i>Scientific Name</i>	<i>in MT</i>	<i>% in total freshwater capture fishery production</i>
Nile perch	<u>Lates niloticus</u>	54,700	48
Silver cyprinid	<u>Rastrineobola argentea</u>	31,659	28
	<u>Oreochromis niloticus</u>		
Nile tilapia	<u>niloticus</u>	15,982	14
Tilapias nei		4,478	4
Freshwater fishes nei		1,800	1.5
Torpedo-shaped catfishes nei		1,525	1.3
Mouthbrooding cichlids		1,020	<0.1
African lungfishes		867	<0.1
Common carp	<u>Cyprinus carpio carpio</u>	271	<0.1
Upsidedown catfishes		216	<0.1
Total fresh-water capture production (in MT) (2003)		112,663	

Source: FAO FISHSTAT

F. AQUACULTURE PRODUCTION

F (i) Environment: Freshwater (2003)

<i>Species</i>	<i>Scientific Name</i>	<i>in MT</i>	<i>% in total freshwater aquaculture production</i>
Nile tilapia	<u><i>Oreochromis niloticus</i></u>	600	59
North African catfish	<u><i>Clarias gariepinus</i></u>	319	32
Common carp	<u><i>Cyprinus carpio carpio</i></u>	64	6.3
Rainbow trout	<u><i>Oncorhynchus mykiss</i></u>	29	2.8
Total Aquaculture production for the year 2003		1,012	

Source: FAO FISHSTAT

F (ii) Environment: Marine and Brackishwater (2003) – Western Indian Ocean

<i>Species</i>	<i>in MT</i>
Penaeus shrimps nei	<0.5

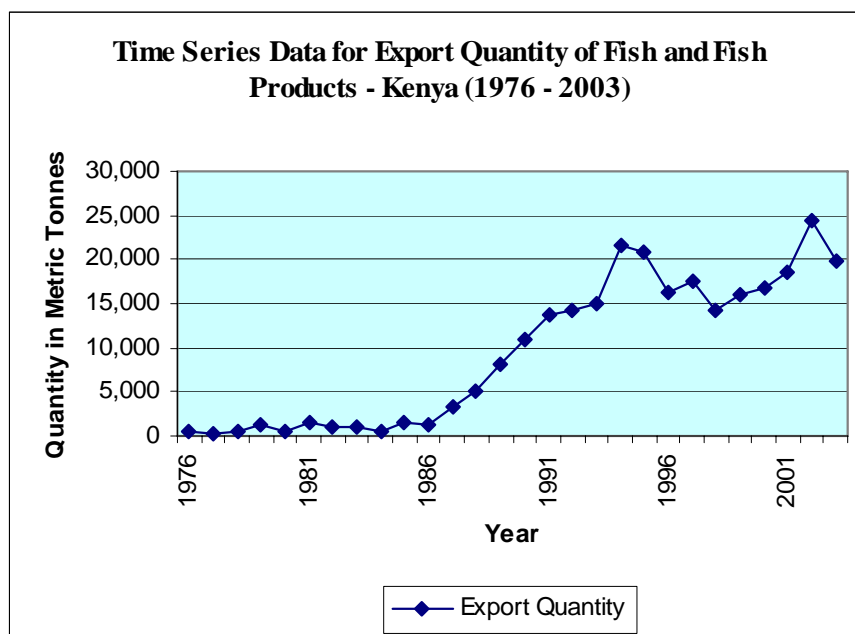
Source: FAO FISHSTAT

III. EXPORT OF FISH AND FISH PRODUCTS

A EXPORTS BY QUANTITY (2003)

<i>Fish and Fish Products</i>	<i>in MT</i>	<i>% in total export by quantity</i>
Nile perch fillets, frozen	14,013	71
Marine fish fillets, nei, fresh or chilled	3,436	17
Marine fish, frozen, nei	635	3.2
Octopus, fresh or chilled	437	2.2
Octopus, frozen	230	1.1
Shrimps and prawns, fresh or chilled	224	1.1
Lobsters nei, frozen	186	<0.1
Fish live, nei	76	<0.1
Cuttlefishes, frozen	75	<0.1
Fish for ornamental purposes	69	<0.1
Fish Exports Quantity for the year 2003	19,707	

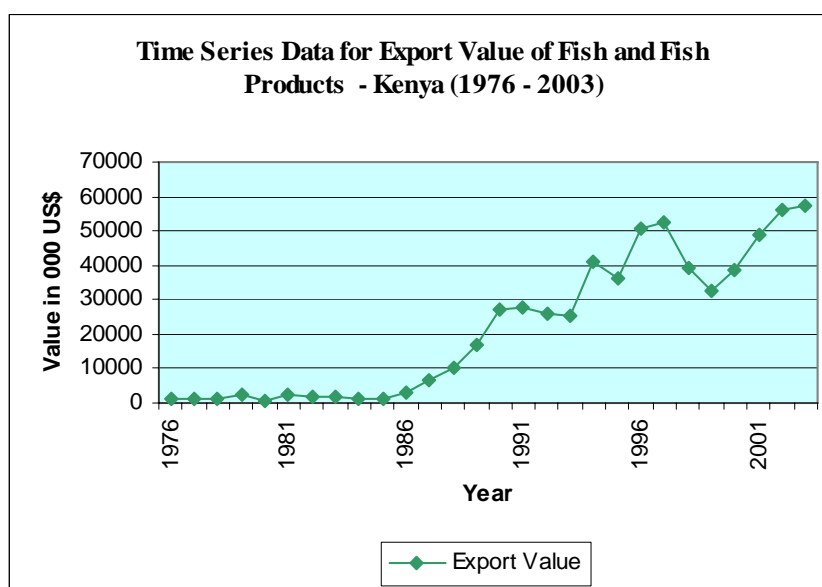
Source: FAO FISHSTAT



B Exports by Value (2003)

<i>Fish and Fish Products</i>	<i>in 000 US \$</i>	<i>% in total export by value</i>
Nile perch fillets, frozen	39,190	68
Marine fish fillets, nei, fresh or chilled	9,646	17
Lobsters nei, frozen	1,933	3.3
Octopus, fresh or chilled	1,525	2.6
Marine fish, frozen, nei	1,432	2.5
Shrimps and prawns, fresh or chilled	1,108	2
Octopus, frozen	612	1
Lobsters nei, fresh or chilled	437	<1
Shrimps and prawns, frozen	288	<1
Cuttlefishes, frozen	208	<1
Fish Exports Value (thousand US\$) (2003)	57,323	

Source: FAO FISHSTAT



IV. LEGISLATION

A. FISHERIES LEGISLATION

1. Protocol for Sustainable Development of Lake Victoria Basin(Basin: Lake Victoria)

Date of text: 29 November 2003.

2. Imposition of Management Measures (L.N. No. 50 of 2001)

Date of text: 12 March 2001.

3. Fisheries (General) (Amendment) Regulations, 2001 (L.N. No. 18 of 2001)

Date of text: 26 January 2001.

4. Convention for the Establishment of the Lake Victoria Fisheries Organization (Basin: Lake Victoria)

Date of text: 30 June 1994.

5. Fisheries Act

Date of consolidation/reprint: 1 January 1991. Date of original text: 1989.

6. Fisheries (Foreign Fishing Craft) Regulations

Date of text: 1991.

7. Fisheries (General) (Amendment) Regulations

Date of text: 1991.

8. Fisheries (General) Regulations

Date of text: 1991.

9. Maritime Zones Act, 1989 (Act No. 6 of 1989)

Date of text: 22 August 1989.

10. Fish Industry Act 1968

Date of consolidation/reprint: 1986. Date of original text: 1968.

11. Fish Protection (Oysters) Rules (Cap. 378) (as amended)

Date of text: 1986.

12. Proclamation by the President of the Republic of Kenya of 28 February 1979

Date of text: 28 February 1979.

13. Kenya Ports Authority Act, 1978 (Act No. 2)

Date of text: 11 January 1978.

14. Fish Industry (Lake Turkana) Regulations, 1976

Date of text: 23 November 1976.

15. Fish Protection (Lake Baringo) Rules, 1976

Date of text: 28 September 1976.

16. Exchange of Notes between the United Republic of Tanzania and Kenya concerning the delimitation of the territorial waters boundary between the two States

Date of text: 9 July 1976.

17. Water (General) Rules (Cap. 372)

Date of text: 1972.

18. Fish Industry (Shell and Live Coral Conservation) Regulations, 1971

Date of text: 24 November 1971.

19. Fish Industry (Lake Naivasha) Regulations, 1971

Date of text: 10 November 1971.

20. Agricultural Finance Corporation Act (No. 1 of 1969).

Date of text: 18 March 1969.

21. Fish Protection (Lake Victoria)(Amendment) Rules, 1966.

Date of text: 21 October 1966.

22. Fish Protection (Lake Victoria) Rules.

Date of text: 1962.

23. Fish Protection (Oysters) Rules (Cap.378).

Date of consolidation/reprint: 1962. Date of original text: 1952.

24. Fish Protection (Registration of Fishing Craft, Sea Fisheries) Rules.

Date of consolidation/reprint: 1962. Date of original text: 1952.

25. Forests (Fish Hatcheries) Rules (Chapter 385).

Date of text: 1949.

26. Victoria Nyanza Fish Protection Rules.

Date of consolidation/reprint: 1945. Date of original text: 1940.

27. Lake Naivasha Fish Protection Rules (G.N. No. 714 of 1939).

Date of text: 1939.

28. Fish Protection Rules.

Date of consolidation/reprint: 1931. Date of original text: 1929.

29. Crown Fisheries Act.

B. MARITIME LEGISLATION

1. Kenya Maritime Authority Order (L.N. No. 79 of 2004)

Date of text: 21 June 2004.

2. Maritime Zones Act, 1989 (Act No. 6 of 1989)

Date of text: 22 August 1989.

3. Proclamation by the President of the Republic of Kenya of 28 February 1979 (with regard to EEZ)

Date of text: 28 February 1979.

4. Continental Shelf Act, 1975 (Act No. 3 of 1975)

Date of text: 25 March 1975.

5. Territorial Waters Act 1972 (Act No. 2 of 1972)

Date of text: 16 May 1972.

C. ENVIRONMENTAL LEGISLATION

1. **Protocol for Sustainable Development of Lake Victoria Basin**
Date of text: 29 November 2003
2. **Environmental (Prevention of Pollution in Coastal Zone and other Segments of the Environment) Regulation, 2003 (L.N. No. 159 of 2003)**
Date of text: 18 September 2003.
3. **African Convention on the Conservation of Nature and Natural Resources (Revised version)**
Date of text: 11 July 2003
4. **Environmental (Impact Assessment and Audit) Regulations, 2003 (L.N. No. 101)**
Date of text: 10 April 2003
5. **Environmental Management and Co-ordination Act, 1999 (No. 8 of 1999)**
Date of text: 6 January 2000.
6. **Environmental Management and Co-ordination Act, 1999 (No. 8 of 1999)**
Date of text: 6 January 2000
7. **Use of Poisonous Substances Act**
Date of consolidation/reprint: 1983. Date of original text: 1957
8. **Grass Fires Act**
Date of consolidation/reprint: 1972. Date of original text: 1948.

(source: <http://faolex.fao.org>)

V. TREATIES AND CONVENTIONS FOR WHICH KENYA IS A MEMBER

Number of treaties and conventions for which Kenya is a member = 26

A BIODIVERSITY	
Short Title	Long Title
African Convention	African Convention on the Conservation of Nature and Natural Resources
CBD	Convention on Biological Diversity
CITES	Convention on International Trade in Endangered Species of Wild Fauna and Flora
CMS	Convention on the Conservation of Migratory Species of Wild Animals
Nairobi Convention	Convention for the Protection, Management, and Development of the Marine and Coastal Environment of the Eastern African Region

Source: www.fishbase.org

B ENVIRONMENT	
Short Title	Long Title
High Seas Convention	Convention on the High Seas
London Dumping Convention	Convention on the Prevention of Marine Pollution by Dumping of Wastes and Other Matter
LVFO	Lake Victoria Fisheries Organization
MARPOL 73/78	International Convention for the Prevention of Pollution from Ships
Ramsar Convention	Convention on Wetlands of International Importance especially as Waterfowl Habitat
SEACAM	Secretariat for Eastern African Coastal Area Management
UNFCCC	United Nations Framework Convention on Climate Change

Source: www.fishbase.org

C FISHERIES	
Short Title	Long Title
CIFA	Committee for Inland Fisheries of Africa
IOFC	Indian Ocean Fishery Commission
IWC	International Whaling Commission
Living Res. of the High Seas Cnvt.	Convention on Fishing and Conservation of the Living Resources of the High Seas

Source: www.fishbase.org

